



On the Pennsylvania Economy

Keystone Research Center

October 3rd, 2024

www.keystoneresearch.org

Pennsylvania Economy Resource Page

Our resource page contains Keystone Research Center (KRC) research with the facts on how the Pennsylvania economy is performing.

We provide easy access to PA county-level data and interactive maps on jobs, wages, unemployment now compared to before the COVID-19 pandemic.

The page is also a “one stop” with links to earlier KRC materials on the performance of the PA economy.

[Pennsylvania County-Level Data](#)

- [Unemployment, Employment, and Wages Data PDF](#)
- [Unemployment, Employment, and Wages Data Excel](#)

[Pennsylvania State-wide Economic Analysis](#)

The State of Working Pennsylvania 2024:

- [Full 2024 Report](#)

Readily digestible, updated blogs on individual topics in the full report:

- [Unions Blog](#)
- [Inflation Blog](#)
- [Jobs Blog](#)
- [Unemployment Blog](#)

Report on the Performance of the Economy by Presidential Administration

- [National report from the Economic Policy Institute](#)
- [Pennsylvania report from KRC](#)

www.keystoneresearch.org

**The
Washington
Post**



Heather Long is an economic columnist at *The Washington Post*. In 2020, she played a key role in coining the "K-shaped recovery" and identifying that this was the most unequal recession in modern U.S. history. In 2021, she was the first to recognize the "Great Re-assessment of Work" taking place with many Americans wanting something very different in their careers after the pandemic.

**Economic
Policy
Institute**



Heidi Shierholz is the president of the Economic Policy Institute, a nonprofit, nonpartisan think tank that uses the power of its research on economic trends and on the impact of economic policies to advance reforms that serve working people, deliver racial justice, and guarantee gender equity. She previously served the Obama administration as chief economist at the Department of Labor, where she developed and executed initiatives to boost workers' rights, wages, and benefits.

The State of Working Pennsylvania



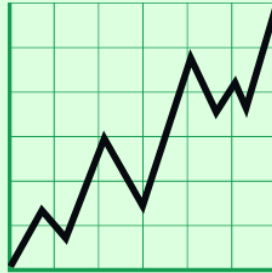
<https://keystoneresearch.org/2024-state-of-working-pennsylvania-resource-page/>

- The PA economy is thriving. Workers are doing better than in decades—need more progress because of inequality since 1980.
- Workers have leverage in the job market.
- PA unemployment (3.4% in 8/24) below prior record low (4.1% in 2/2000) for *26 months*.
- PA job growth similar to US job growth (usually its half that level).
- In 2023, typical PA workers earned nearly a dollar per hour more than US—like in 1979!
- Women, Blacks, Hispanics, blue-collar and low-wage workers all earning more.



Bite-size pieces—KRC Blogs:

Organizing the Facts



43%

of Americans would personally like to see labor unions have more influence (up from 39% in 2018)

34%

of Americans think labor unions will become stronger (up from 19% in 2018)

70%

of Americans approve of labor unions (up from 67% in 2023)

Source: Gallup, August 30th 2024. <https://news.gallup.com/poll/12751/labor-unions.aspx>

- Unions
- Inflation
- Jobs
- Unemployment

www.kestonerresearch.org





Unemployment, Employment, and Wages

Pennsylvania County-Level Data

- Unemployment, Employment, and Wages Data PDF
- Unemployment, Employment, and Wages Data Excel

Pre-Pandemic



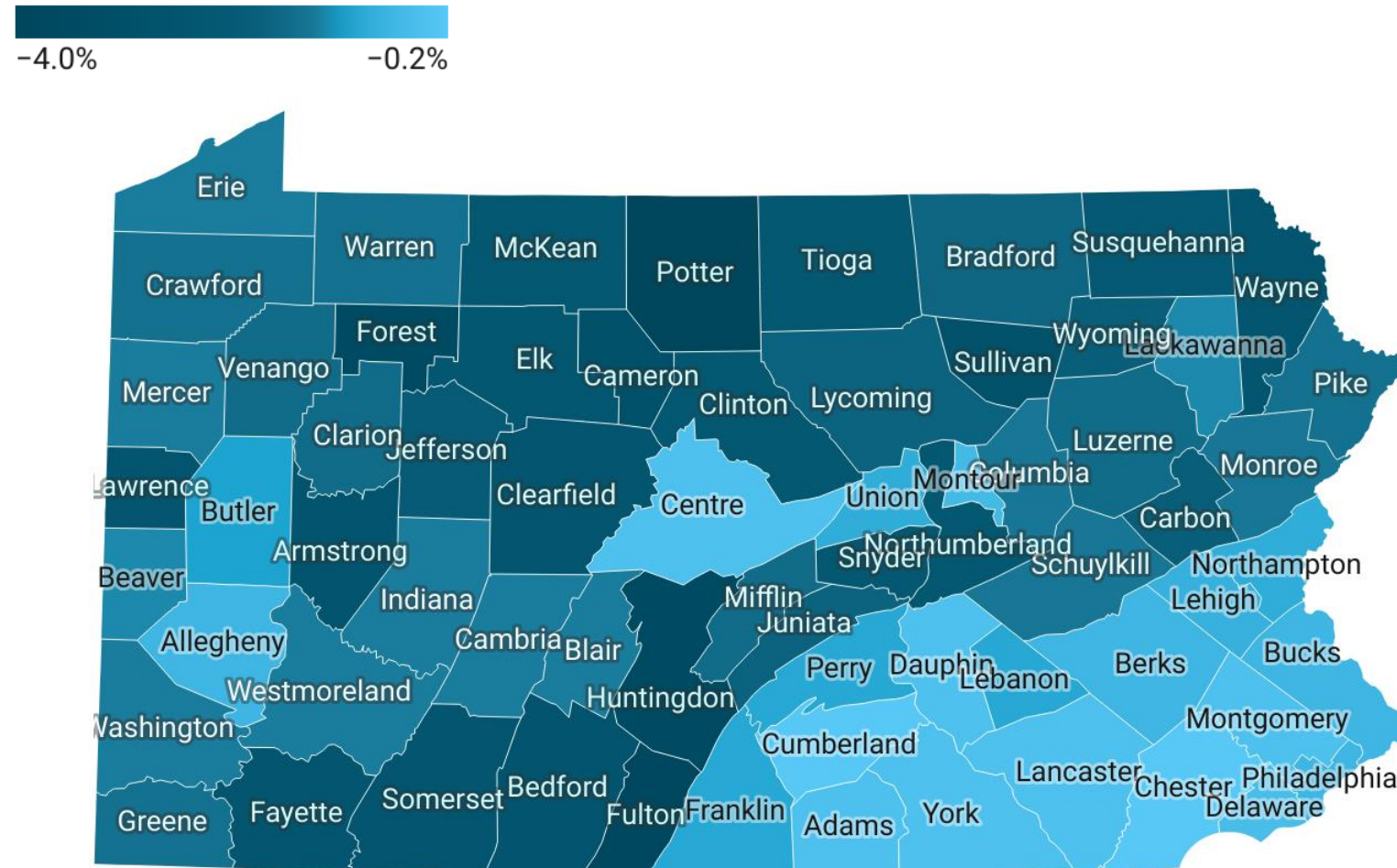
Now





The Unemployment Rate Is Lower In Every PA County Than Before the Pandemic

Data shown for the average unemployment rate difference between December 2019 through February 2020 and May 2024 through July 2024.

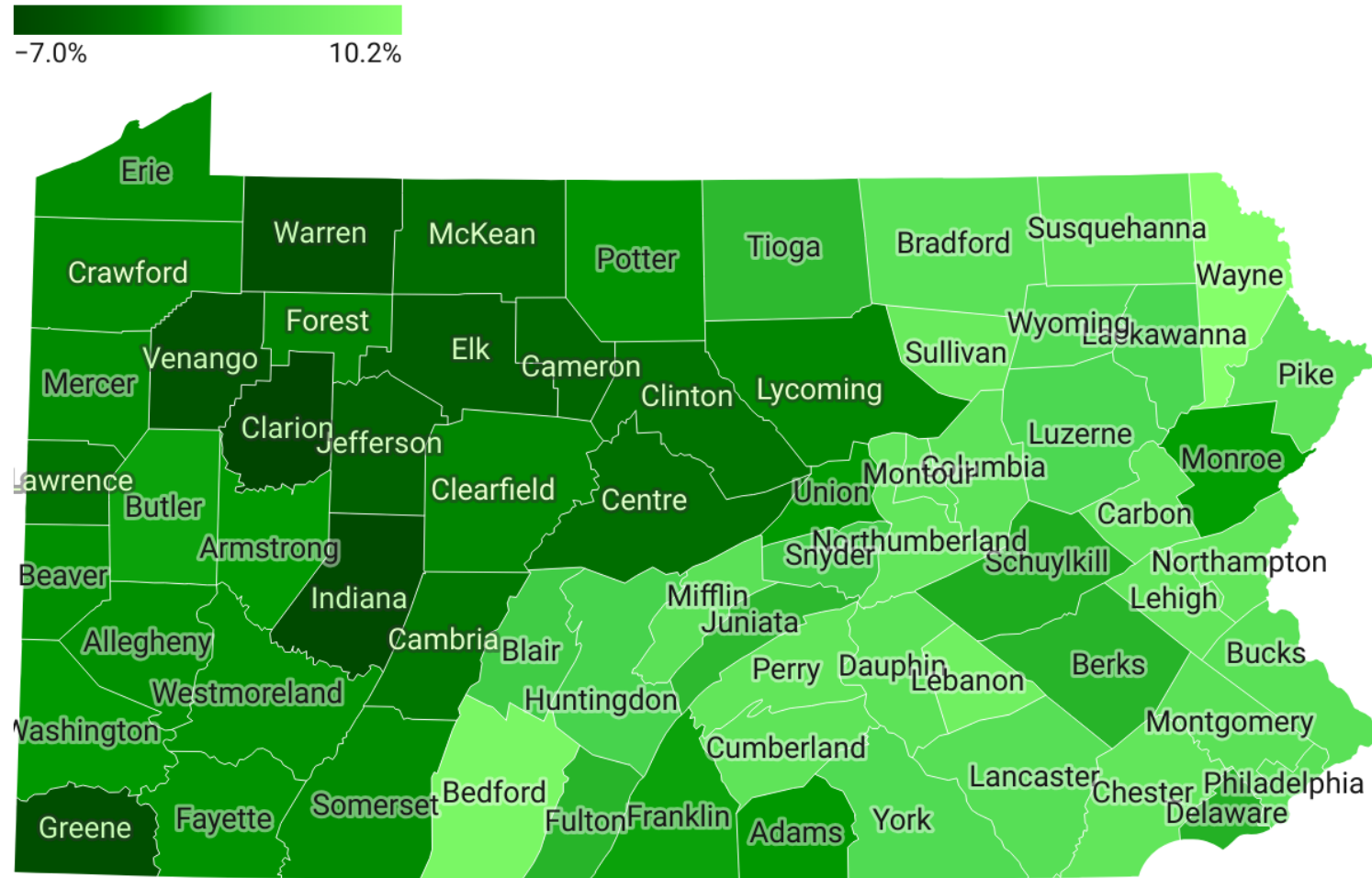


Map: Keystone Research Center Analysis of Local Area Unemployment Statistics from the Bureau of Labor Statistics • Created with Datawrapper



Pennsylvania Employment Change Since the COVID-19 Pandemic, by County

Data shown for the employment percent change between December 2019 through February 2020 and May 2024 through July 2024.

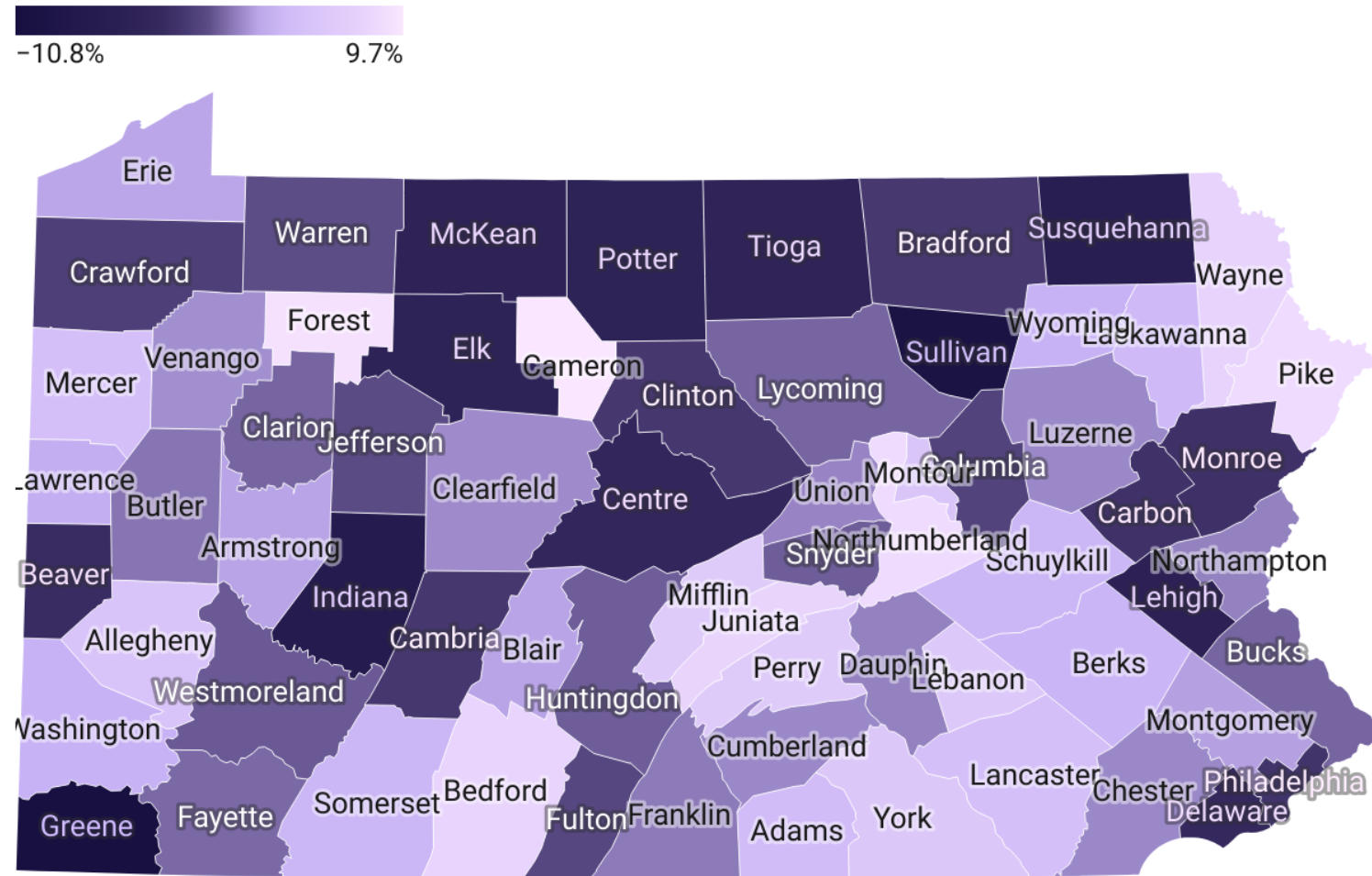


Map: Keystone Research Center Analysis of Local Area Unemployment Statistics from the Bureau of Labor Statistics • Created with Datawrapper



Pennsylvania Average Weekly Wage Percent Change Since the COVID-19 Pandemic, by County

Data shown for the inflation-adjusted average weekly wage percent change between the first quarter of 2019 and the first quarter of 2024.



Map: Keystone Research Center analysis of Quarterly Census of Employment and Wages (QCEW) data, inflation-adjusted using Bureau of Labor Statistics CPI-U • Created with Datawrapper

Economic Performance Under Presidential Administrations

National report from EPI

Since 1949:

- Indicators like gross domestic product (GDP), income, and wages grow faster on average under Democratic Presidents, while negative indicators like unemployment, inflation, and interest rates are lower.



<https://www.epi.org/press/new-report-finds-that-the-economy-performs-better-under-democratic-presidential-administrations/>



Pennsylvania Analysis by KRC

- Real Gross Domestic Product (GDP) starting in 1998.
- The unemployment rate beginning in 1976.
- Employment growth starting in 1976.
- Pennsylvania real wages starting from 1979.
- Median household Income in Pennsylvania from 1984 to 2019.



- <https://keystoneresearch.org/research/publication/economic-performance-in-pennsylvania-is-stronger-when-democrats-hold-the-white-house/>



Pennsylvania Economy Resource Page

Pennsylvania County-Level Data

- [Unemployment, Employment, and Wages Data PDF](#)
- [Unemployment, Employment, and Wages Data Excel](#)

Pennsylvania State-wide Economic Analysis

The State of Working Pennsylvania 2024:

- [Full 2024 Report](#)

Readily digestible, updated blogs on individual topics in the full report:

- [Unions Blog](#)
- [Inflation Blog](#)
- [Jobs Blog](#)
- [Unemployment Blog](#)

Report on the Performance of the Economy by Presidential Administration

- [National report from the Economic Policy Institute](#)
- [Pennsylvania report from KRC](#)

www.keystoneresearch.org